

CONNECT AeTM Mobile - Quick card

Travel smarter, on the move – with booking capabilities available on Mobile.

With this app it is now possible to book with Single View for Air, Hotel and Rail (integrated rail only – SNCF & Swedish rail) according to policies and rules from your CONNECT AeTM settings. Retrieving trips booked either on the web or on the mobile device is possible. This app is available on Android, Windows and iPhone. CONNECT AeTM Mobile will be further enhanced to progressively replace the existing Amadeus Mobile Partner and Amadeus Mobile Extension applications making the Mobile just another channel for the same content as the web application today.



Outbound				
Nice (NCE) - Paris (CDG) Tuesday 17 May				
	Lowest	Economy	Flexiable	Book
Air France NCE → CDG 9:00 (1h35) 10:35	245 EUR	299 EUR	409 EUR	58 EUR
Air France NCE → CDG 9:00 (1h35) 10:35	245 EUR	299 EUR		

Benefits

Your company can now provide your travellers with an additional interface to search and book their trips aligned to existing processes. Based on the original set-up of your company's CONNECT AeTM site, this channel ensures policy compliancy, profile, method of payment and delivery.

As a traveller you can switch easily between your desktop and mobile to book Air, Hotel and Rail (integrated rail only – SNCF, Swedish rail) and retrieve your booked trips

In Scope

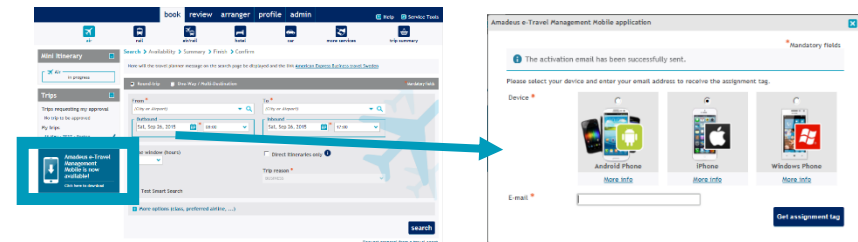
- Amadeus, Sabre and Galileo GDS with Single View or Search by fare set up.
- Air & Hotel GDS, LCC, SAS TPC, AF subscriber, integrated Rail (SJ Rail and SNCF).
- Android, Windows and iPhones
- Standard login, standard SSO, Encrypted SSO as well as SAML.
- Policy compliance including supplier company preference, all payment and delivery methods, and all custom specific fields, and if applicable multi level approval
- Sorting and filtering, mini rules, trip list for all booked trips
- Traveller flow only

Main limitations


- No car or integrated partners (ground transportation, Finnish rail or SNCF Benelux)
- Dbahn (integrated rail) and Lufthansa pay as you fly is not developed
- Spanish resident's discounts and Puente Aero (shuttle flights) are not developed.
- Profile updates available only on web
- No trip name or seat selection

1. Launch of the Mobile booking app

To activate the app the site has to be configured with the Mobile functionality. As a user you click on the mobile banner in your site and the type of phone you have and you are directed to the app itself. You can also go to the App store (iPhones), Windows Phone store or Google Play (Android) and download the app to your phone. Then go to the web application to retrieve the activation code. You then add your activation code to the mobile app. It is important to allow for updates to be pushed to your device at all times.

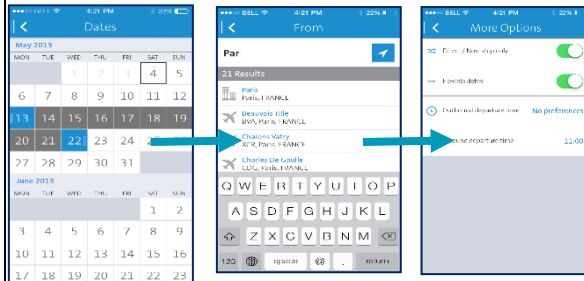


Launch the app

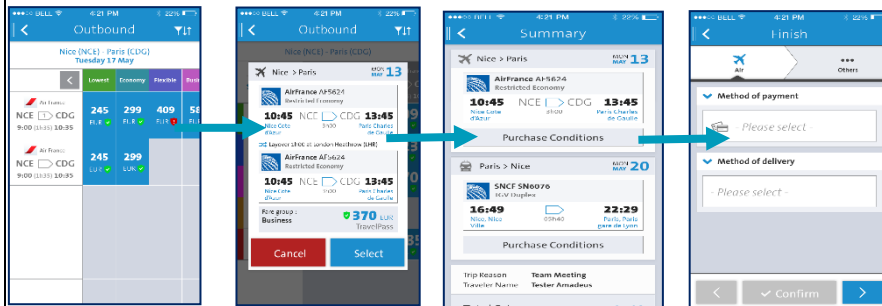


2. Search

Enter search criteria



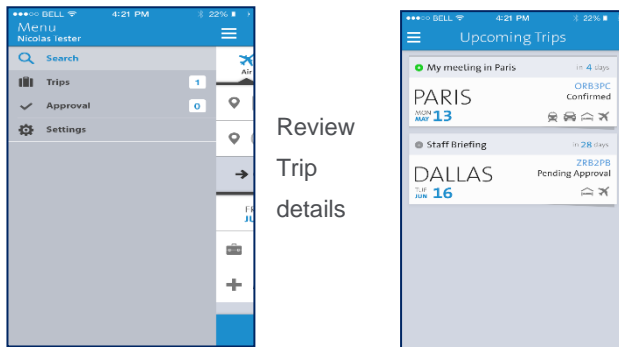
3. Select your flight and fare.



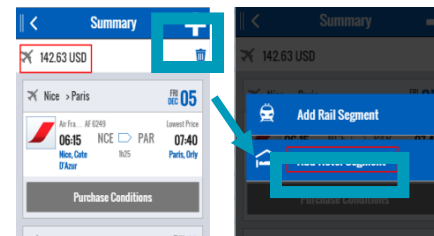
On the summary page you can confirm your booked segments and accept purchase conditions

Once on the trip finish page you can select method of payment & delivery, then confirm

Review Trip details



4. Adding a hotel booking to your air segments.

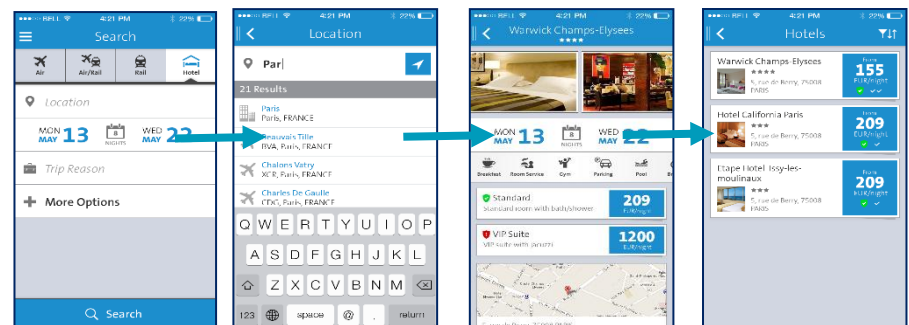


When reaching Summary page after an Air booking flow, a "+" icon is displayed, this will open a menu with possible segments that can be added in the booking.

5. Book hotel

Enter the name of your location

Select hotel and rate



Before completing the booking you will be prompted to accept purchase conditions

6. Troubleshooting and support

In order to provide best support possible you need to advise on app version and device including OS version including the session id.

Another tip is to reinstall the app if any issues should arise.

